









### Hoyer® Loop Style Sling Color/Size Chart - Standard Size

Recommended weight range should only be used as a guideline as other factors can affect sizing.


Lift Types		Spreader Bar	Sling SWL
Advance Elara HPL500	HPL700 Presence Stature	Loop 	500 lbs.




Sling	Size	Color	Recommended Weight Range (lbs)																		
			35	75	100	125	150	175	200	275	350	500									
<b>Access</b>  Material: Padded	XS	Brown	NA1600																		
	S	Red	NA1601																		
	M	Yellow			NA1603																
	L	Green				NA1606															
	XL	Blue									NA1608										
<b>Access, Head Support</b>  Material: Padded	XS	Brown	NA1625																		
	S	Red	NA1626																		
	M	Yellow			NA1627																
	L	Green				NA1628															
	XL	Blue									NA1629										
<b>Quickfit</b>  Material: Padded	XS	Brown	NA1002P																		
	S	Red	NA1000P																		
	M	Yellow			NA1003P																
	L	Green				NA1006P															
	XL	Blue									NA1008P										
<b>Quickfit</b>  Material: Mesh	S	Red	NA1001																		
	M	Yellow			NA1004																
	L	Green				NA1007															





Sling	Size	Color	Recommended Weight Range (lbs)																		
			35	75	100	125	150	175	200	275	350	500									
<b>Full Back</b>  Material: Padded	XS	Brown	NA1067																		
	S	Red	NA1068																		
	M	Yellow			NA1069																
	L	Green				NA1070															
	XL	Blue									NA1071										
<b>Full Back</b>  Material: Mesh	XS	Brown	NA1080																		
	S	Red	NA1081																		
	M	Yellow			NA1082																
	L	Green				NA1083															
	XL	Blue									NA1084										
<b>Full Back Disposable</b>  Material: Disposable	XS	Brown	NA25620																		
	S	Red	NA25621																		
	M	Yellow			NA25622																
	L	Green				NA25623															
	XL	Blue									NA25624										

## Hoyer® Loop Style Sling Color/Size Chart - Standard Size

Recommended weight range should only be used as a guideline as other factors can affect sizing.

Lift Types		Spreader Bar	Sling SWL
Advance Elara HPL500	HPL700 Presence Stature	Loop 	500 lbs.


Sling	Size	Color	Recommended Weight Range (lbs)									
			35	75	100	125	150	175	200	275	350	500
<b>Quickfit Deluxe</b>  Material: Polyester	XS	Brown	NA1048									
	S	Red	NA1050									
	M	Yellow				NA1053						
	L	Green			NA1056							
	XL	Blue								NA1058		
<b>Quickfit Deluxe</b>  Material: Mesh	S	Red	NA1051									
	M	Yellow				NA1054						
	L	Green			NA1057							
	XL	Blue								NA1059		
<b>Quickfit Deluxe</b>  Material: Padded	S	Red	NA1050P									
	M	Yellow				NA1053P						
	L	Green			NA1056P							

Sling	Size	Color	Recommended Weight Range (lbs)									
			35	75	100	125	150	175	200	275	350	500
<b>Long Seat</b>  Material: Polyester	S	Red	NA1100									
	M	Yellow				NA1103						
	L	Green			NA1106							
	XL	Blue								NA1109		
<b>Long Seat</b>  Material: Mesh	S	Red	NA1101									
	M	Yellow				NA1104						
	L	Green			NA1107							
<b>Long Seat Commode</b>  Material: Polyester	S	Red	NA1125									
	M	Yellow				NA1128						
	L	Green			NA1131							
<b>Long Seat Commode</b>  Material: Mesh	S	Red	NA1126									
	M	Yellow				NA1129						
	L	Green			NA1132							

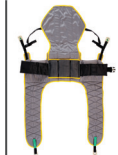
\*All slings on this page may be used for amputees

### Hoyer® Clip Style Sling Color/Size Chart - Standard Size

Recommended weight range should only be used as a guideline as other factors can affect sizing.

Lift Types	Cradle	Sling SWL
Presence Stature	Clip 	500 lbs.


Sling	Size	Color	Recommended Weight Range (lbs)													
			35	75	100	125	150	175	200	275	350	500				
<b>Comfort Standard</b>  Material: Polyester	XS	Brown	NA25501													
	S	Red	NA25502													
	M	Yellow		NA25503												
	L	Green			NA25504											
	XL	Blue						NA25505								
<b>Comfort</b>  Material: Mesh	XS	Brown	NA25511													
	S	Red	NA25512													
	M	Yellow		NA25513												
	L	Green			NA25514											
	XL	Blue						NA25515								
<b>Comfort</b>  Material: Padded	XS	Brown	NA25506													
	S	Red	NA25507													
	M	Yellow		NA25508												
	L	Green			NA25509											
	XL	Blue						NA25510								
<b>Comfort Disposable</b>  Material: Disposable	XS	Brown	NA25610													
	S	Red	NA25611													
	M	Yellow		NA25612												
	L	Green			NA25613											
	XL	Blue						NA25614								



Sling	Size	Color	Recommended Weight Range (lbs)													
			35	75	100	125	150	175	200	275	350	500				
<b>Access Comfort</b>  Material: Padded	XS	Brown	NA25570													
	S	Red	NA25571													
	M	Yellow		NA25572												
	L	Green			NA25573											
	XL	Blue						NA25574								
<b>Access Comfort Head Support</b>  Material: Mesh	M	Yellow		NA25577												
	L	Green			NA25578											
	XL	Blue						NA25579								
	S	Red	NA1201													
<b>Comfort Amputee*</b>  Material: Polyester	M	Yellow	NA1202													
	L	Green			NA1203											


\*Must be used with HOY\_AMPUTEE\_SB

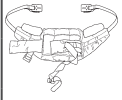
## Hoyer® Loop and Clip Style Sling Color/Size Chart - Standard Size


Recommended weight range should only be used as a guideline as other factors can affect sizing.

Lift Types	Cradle	Sling SWL
Ascend Elevate Journey	Loop 	440 lbs.

Sling	Size	Color	Recommended Weight Range (lbs)									
			35	75	100	125	150	175	200	275	350	440
<b>Deluxe Stand-Aid</b>  Material: Polyester	S	Red	NA13499N									
	M	Yellow					NA13500N					
	L	Green									NA13498N	
<b>Deluxe Transport</b>  Material: Polyester	S	Red	NA13502N									
	M	Yellow					NA13501N					
	L	Green									NA13503N	

Sling	Size	Color	Recommended Weight Range (lbs)									
			35	75	100	125	150	175	200	275	350	440
<b>Standing Disposable</b>  Material: Disposable	S	Red	NA13525N									
	M	Yellow					NA13526N					
	L	Green									NA13527N	


Sling	Size	Color	Recommended Weight Range (lbs)									
			35	75	100	125	150	175	200	275	350	440
<b>Stand-Aid Clip*</b>  Material: Polyester	M	Yellow					NA13510					
	L	Green									NA13511	



















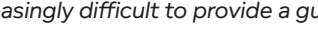
Lift Types	Cradle	Sling SWL
Elevate	Clip 	440 lbs.

\*Elevate only. Must have 0Y0488 type spreader bar for clip style sling.

## Hoyer® Loop Style Sling Color/Size Chart - Bariatric Size

Recommended weight range should only be used as a guideline as other factors can affect sizing.

Lift Types	Spreader Bar	Sling SWL
Calibre HPL700	Bariatric Loop 	850 lbs.



Sling	Size	Color	Color Example	Part Number
<b>Quickfit</b>  Material: Polyester 	M	Yellow with White Stripes		NA1009P
	L	Green with White Stripes		NA1010P
	XL	Blue with White Stripes		NA1011P
	XXL	Black with White Stripes		NA1012P
<b>Full Back</b>  Material: Polyester 	M	Yellow with White Stripes		NA1072
	L	Green with White Stripes		NA1073
	XL	Blue with White Stripes		NA1074
	XXL	Black with White Stripes		NA1075
<b>Hammock*</b>  Material: Spacer 	XL	Red with White Stripes		NA1030
	XXL	Yellow with White Stripes		NA1031
	3XL	Green with White Stripes		NA1032
	4XL	Blue with White Stripes		NA1033
	5XL	Black with White Stripes		NA1034



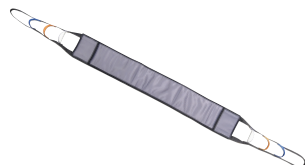



\*Only smaller sizes should be used with the HPL700 due to clearance over beds.



\*\* Due to the varying nature of bariatric patient shapes and sizes, it becomes increasingly difficult to provide a guide on sling size based on weight alone. Patients should be individually assessed to ascertain the correct size sling.

## Hoyer® Loop Style Sling Color/Size Chart

Recommended weight range should only be used as a guideline as other factors can affect sizing.


Lift Types		Spreader Bar
Advance Elara	HPL500 Presence Stature	Loop 
Calibre	HPL700	Bariatric Loop 




Sling	Item Number	Sling SWL	Sling	Item Number	Sling SWL	Sling	Item Number	Sling SWL
<b>Repositioning, Standard</b> 	NA25710	1000 lbs.	<b>Twin Turner, Regular</b> 	NA25705	625 lbs.	<b>Limb, Multi Loop</b> 	NA25700	400 lbs.
<b>Repositioning, Bariatric</b> 	NA25711	1000 lbs.	<b>Twin Turner, Large</b> 	NA25706	625 lbs.	<b>Limb, Single Loop</b> 	NA25701	400 lbs.




Sling	Sling SWL	Size	Color	Recommended Weight Range (lbs)												
				35	75	100	125	150	175	200	275	350	500			
<b>Standing Harness</b>  Material: Polyester 	500 lbs	XS	Brown	NA26600												
		S	Red	NA26601												
		M	Yellow	NA26602												
		L	Green	NA26603												

### Hoyer® Loop Style Sling Color/Size Chart - Standard Size

Recommended weight range should only be used as a guideline as other factors can affect sizing.

Lift Types		Spreader Bar	Sling SWL
HML400 HPL402	CHLA-2 CHLA-2T	Loop 	600 lbs.

Sling	Size	Color	Recommended Weight Range (lbs)									
			35	75	100	125	150	175	200	275	350	500
<b>U Sling Head Support</b>  Material: Padded	S	Red	70013									
	M	Yellow	70012									
	L	Green	70011									
	XL	Blue	70010									
<b>U Sling Head Support</b>  Material: Mesh	S	Red	50027									
	M	Yellow	50026									
	L	Green	50025									
<b>U Sling</b>  Material: Padded	S	Red	70003									
	M	Yellow	70002									
	L	Green	70001									
	XL	Blue	70000									

Sling	Size	Color	Recommended Weight Range (lbs)									
			35	75	100	125	150	175	200	275	350	500
<b>U Sling</b>  Material: Mesh	S	Red	50023									
	M	Yellow	50022									
	L	Green	50021									
	XL	Blue	50020									
<b>One Piece</b>  Material: Polyester	S	Red	70053									
	M	Yellow	70052									
	L	Green	70051									
<b>One Piece Commode</b>  Material: Polyester	S	Red	70058									
	M	Yellow	70057									
	L	Green	70056									
	XL	Blue	70055									

\*One Piece slings may be used for amputees