



Aqua Creek Products

THE LEADERS IN RECREATION, FITNESS, AND ABILITY!

9889 Garrymore Ln

Missoula, MT 59808

888-687-3552 | +1-406-549-0769

www.aquacreek.com

Mighty Lifts Spineboard Attachment



PART #: F-734RSA

WEIGHT CAPACITY:

400 POUNDS

MANDATORY

LEAVE THIS MANUAL WITH LIFT OWNER

Read and follow all instructions.

Lift safety can only be ensured if the lift is installed and operated according to these instructions.

- NEVER permit children to play on or around the lift
- Do not allow children to use the lift without adult supervision
- NEVER apply direct water pressure to the electronics
- NEVER use the lift with a dry pool

READ CAREFULLY

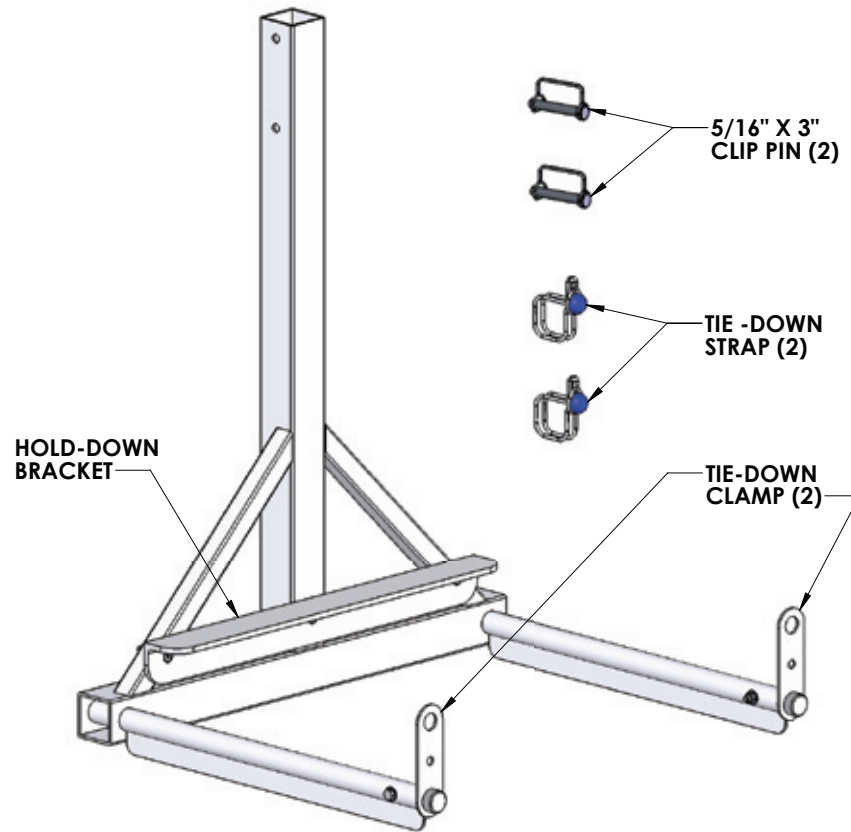
Check entire box and all packing materials for parts. Before beginning assembly, read the instructions and identify parts using the figures and parts listed in this document.

It is critical that all parts be carefully inspected prior to installation. If any damage occurred in transit, Aqua Creek Products, LLC must be notified within three days of receipt of unit.

Proper installation cannot be overstressed, as an improper installation voids Aqua Creek's warranty and may affect the safety of the user.

Spineboard Attachment Installation

1. Remove the spineboard attachment from the shipping box and compare to the figure below. Familiarize yourself with the product and its features before installation and/or operation.



2. To install the spineboard attachment, first remove the existing chair from the Mighty lift by removing the two (2) 5/16" bolts, washers and nylocks and sliding the chair and chair cradle off of the top casing.



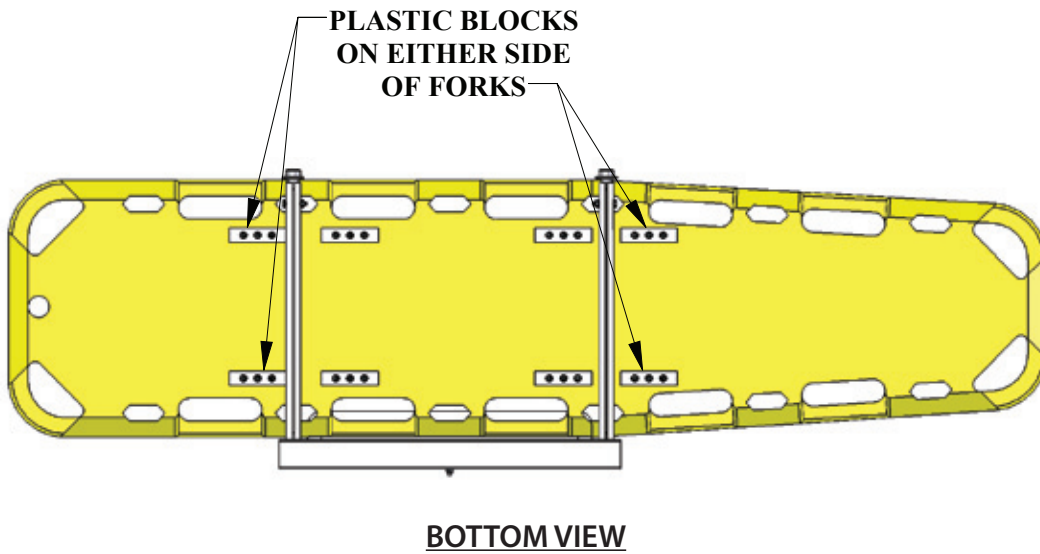
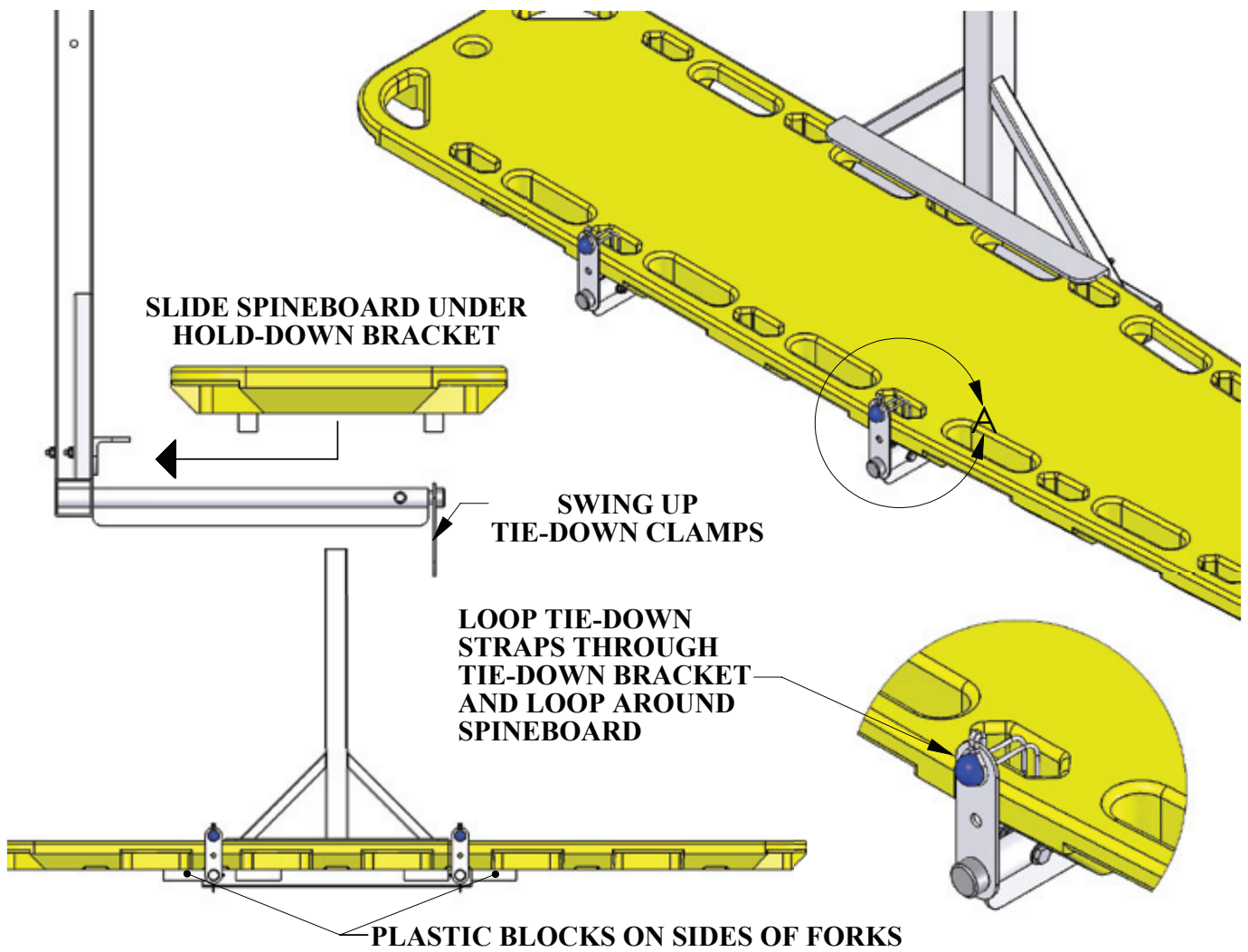
3. Install the spineboard attachment with the supplied clip pins into the top two hole locations in the attachment arm.



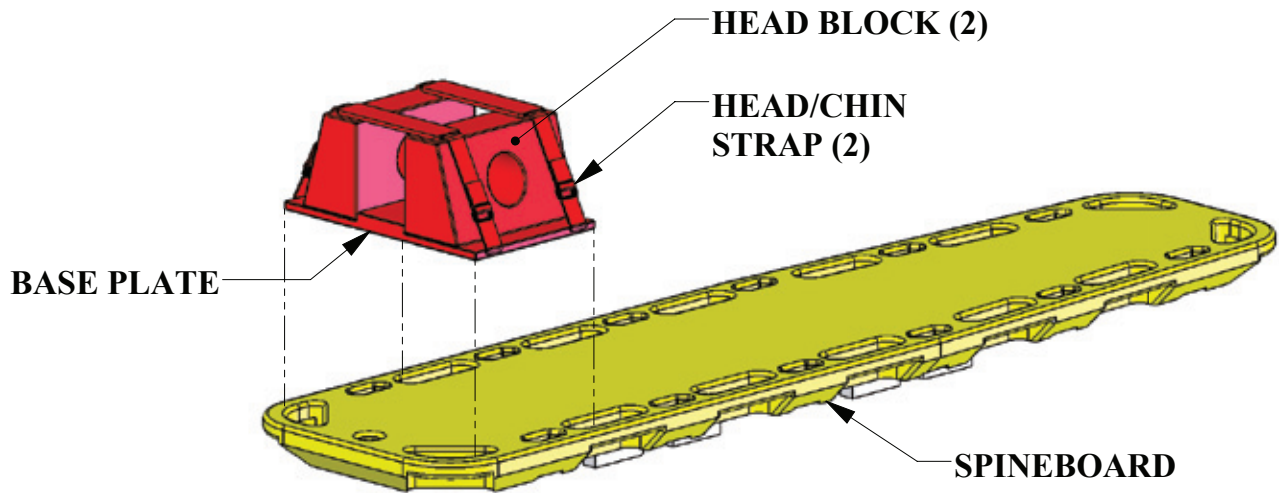
Operating Instructions

1. To load/unload the spineboard, rotate the tie-down clamps down, This allows the spineboard to slip over the forks without interference.
2. Slide the spineboard under the hold-down bracket to ensure stability.
3. Make sure the forks are between the plastic blocks under the spineboard as shown at the bottom of the following page (bottom view). This will keep the spineboard from sliding side to side.
4. Rotate the tie-down clamps up to capture the spineboard. Thread a tie-down strap through the top hole and loop the strap around one of the spineboard handles. Loop the strap through itself and over the top of the clamp. Loop the end over the strap as shown. Repeat for the second strap.

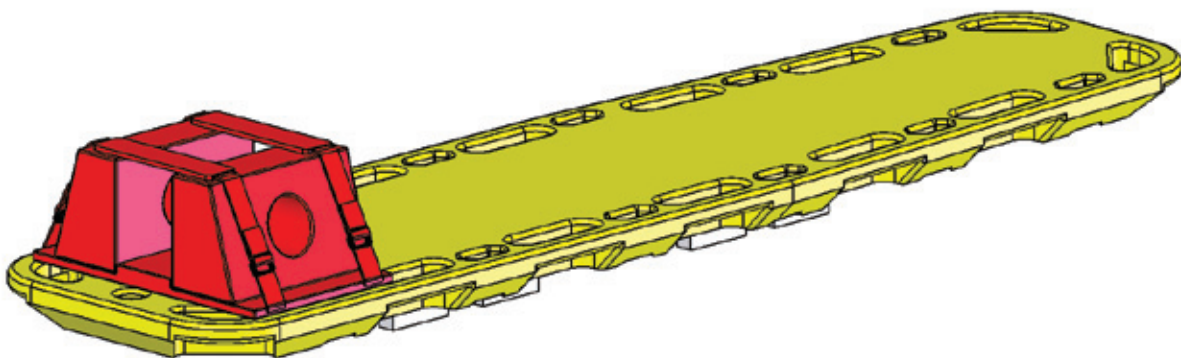
NOTE: The forks must be between the plastic blocks of the spineboard with the spineboard positioned as shown at the bottom of the next page. **DO NOT USE THE SPINEBOARD ATTACHMENT WITHOUT THE TIE-DOWN STRAPS OR WITH THE PLASTIC BLOCKS REMOVED!**



Head Immobilizer Installation



Start with head immobilizer taken apart. You should have one (1) base plate, two (2) head blocks and two (2) head/chin straps. Place base plate against top of spineboard with attached straps stretched out. The straps attached to the base plate loop over and run then through the handle running the strap inbetween the board and the base plate. Then run the strap through and over the other handle and attach the strap to Velcro™ on the base base plate. Repeat with second strap. Attach the retention strap at the top of the base plate by looping through the center hole of the spineboard. Attach head blocks to Velcro™ and place head/chin straps over blocks and loop Velcro™ ends through the D rings on the base plate. When completed, the head immobilizer should be attach to the spineboard and look like the picture below.



Maintenance Instructions

1. After use, always rinse the attachment and the spineboard with fresh water. **DO NOT USE POOL WATER (CHLORINATED WATER)!**
2. Store the spineboard and attachment in a dry location, away from pool chemicals. Do not store these items outdoors or in direct sunlight.
3. Inspect the attachment and the safety clips for rust or damage. Clean/replace as necessary.

Aqua Creek Products, LLC - Limited 1 Year Warranty:

Spine Board Attachment

(Aqua Creek Product Number: F-734RSA)

Aqua Creek Products Wheelchair Attachments have a **Limited 1-year Warranty**, not including wear components. Aqua Creek Products, LLC (a.k.a. Aqua Creek) warrants to the original end user that all non-wear components when properly assembled in accordance with assembly and installation instructions, and properly used and maintained, shall be free from defects in material and workmanship for a period of **one (1) year** from the date of original purchase, provided that Aqua Creek receives prompt notice in writing of any defect or failure and satisfactory proof thereof.

This warranty specifically excludes reimbursement for labor to remove, repair, or install the product and any freight charges. These warranties do not cover any damages due to accident, force majeure, act of nature, misuse, abuse, negligence or failure to properly maintain any products, or normal wear and tear from day to day operations. In the event that any products are altered, repaired, or improperly installed or improperly used by anyone without the prior written approval by Aqua Creek, all warranties are void. **IMPORTANT: AMOUNT OF WEIGHT PLACED ON PRODUCT SHALL NOT EXCEED ITS RATED CAPACITY.** It is the responsibility of the product owner to verify the weight of the patron for warranty claim purposes and to ensure that the product is not overloaded. Non-payment for product to Aqua Creek may void warranty

Excluded wear components include but are not limited to; safety straps and buckles as well as other components that do wear with normal daily use.

To initiate a warranty claim, the owner of an Aqua Creek product must provide the place of purchase, in writing, with a full description of the product, its serial number, the dates of purchase and installation, and the exact nature of the defect. Within thirty (30) days after receipt of a written warranty claim by Aqua Creek, and barring any unforeseen delays, the place of purchase will be notified of Aqua Creek's decision regarding the claim.

If requested by Aqua Creek, any defective product must be returned, freight prepaid by customer, to Aqua Creek's designated factory location or duly appointed distributor for inspection and/or repair. Aqua Creek will, at its option, repair or replace the failed or defective item, and deliver the repaired product or replacement to the customer. All freight charges are the responsibility of the customer. Products returned to Aqua Creek for which Aqua Creek provides replacement under this limited warranty shall become the property of Aqua Creek. A new warranty period shall **NOT** be established for the repaired or replaced products. Such products shall remain under warranty only for the remainder of the original warranty period on the original products purchased.

This written limited warranty constitutes the final, complete and exclusive statement of warranty terms. No person or organization is authorized to make any other specific or implied warranties or representations on behalf of Aqua Creek.

THE WARRANTIES SET FORTH HEREIN ARE IN LIEU OF ALL OTHER WARRANTIES, EXPRESSED OR IMPLIED, WHICH ARE HEREBY DISCLAIMED AND EXCLUDED, INCLUDING WITHOUT LIMITATION ANY WARRANTY OF MERCHANTABILITY OR FITNESS FOR A PARTICULAR PURPOSE OR USE.

THE SOLE AND EXCLUSIVE REMEDIES FOR BREACH OF ANY AND ALL WARRANTIES WITH RESPECT TO THE PRODUCTS SHALL BE LIMITED TO REPAIR OR REPLACEMENT AT AQUA CREEK'S DESIGNATED FACTORY LOCATION, OR DULY APPOINTED DISTRIBUTOR, OR IN PLACE AT AQUA CREEK'S OPTION. IN NO EVENT SHALL AQUA CREEK'S LIABILITY EXCEED THE ENTIRE AMOUNT PAID TO AQUA CREEK BY THE ORIGINAL PURCHASER FOR THE FAILED OR DEFECTIVE PRODUCT.

IN NO EVENT SHALL AQUA CREEK PRODUCTS, LLC BE LIABLE FOR ANY INCIDENTAL, CONSEQUENTIAL, SPECIAL, INDIRECT, PUNITIVE OR EXEMPLARY DAMAGES OR LOST PROFITS FROM ANY BREACH OF THIS LIMITED WARRANTY OR OTHERWISE.

THIS WARRANTY GIVES YOU SPECIFIC LEGAL RIGHTS AND YOU MAY ALSO HAVE OTHER RIGHTS, WHICH MAY VARY FROM STATE TO STATE. SOME STATES DO NOT ALLOW THE EXCLUSION OR LIMITATION OF INCIDENTAL, SPECIAL OR CONSEQUENTIAL DAMAGES, SO SOME OF THE ABOVE LIMITATIONS OR EXCLUSIONS MAY NOT APPLY TO YOU.

**Aqua Creek Products, LLC
9889 Garrymore Lane
Missoula, MT 59808
Toll Free: (888) 687-3552
Local/Intnl: (406) 549-0769
www.aquacreek.com**